

## US Bank Rewards Card – Recipient Activation and Registration

**To document the process that a US Bank Rewards Card recipient would follow to activate and register their card.**

### Information

#### Card Information

- Card must be activated prior to use.
- Card must be funded prior to use.
- Expires on the date printed on the front of the card.
- No ATM access.

### Procedures

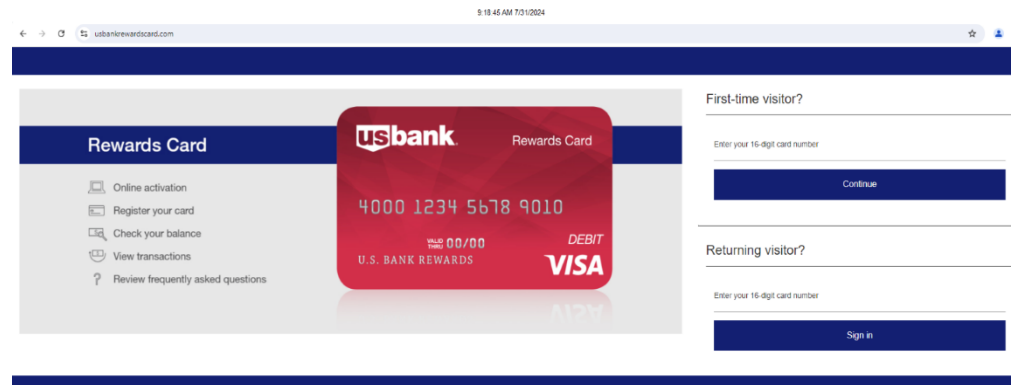
#### 1. Recipients can activate their card by phone:

Call 855-274-9934 in the U.S.  
or  
Call 918-858-9782 outside the U.S.

Follow the prompts on the automated phone system or speak with a representative. Relay calls accepted. Creating a PIN during the card activation process is required.

#### 2. Recipients can activate their card online:

To activate your card online visit [www.usbankrewards.com](http://www.usbankrewards.com)



## US Bank Rewards Card – Recipient Activation and Registration

- Under First-time Visitor enter your 16-digit card number
- Click the blue Continue button

First-time visitor?

Enter your 16-digit card number

- Enter the 3-digit card code on the back of the card
- Click the blue Validate button

Please provide the following information to validate your card account: 4229 67XX XXXX 3264

Enter the 3-digit card verification code on the back of the card

- Create a 4-digit PIN
- Re-enter your PIN
- Click the blue Continue button

Please provide the information you'll need to access your card account 4900XXXXXXXXXXXX

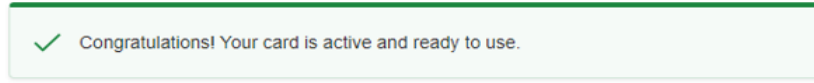
All Fields Are Required.

Choose a 4-digit PIN

Re-enter Your PIN

## US Bank Rewards Card – Recipient Activation and Registration

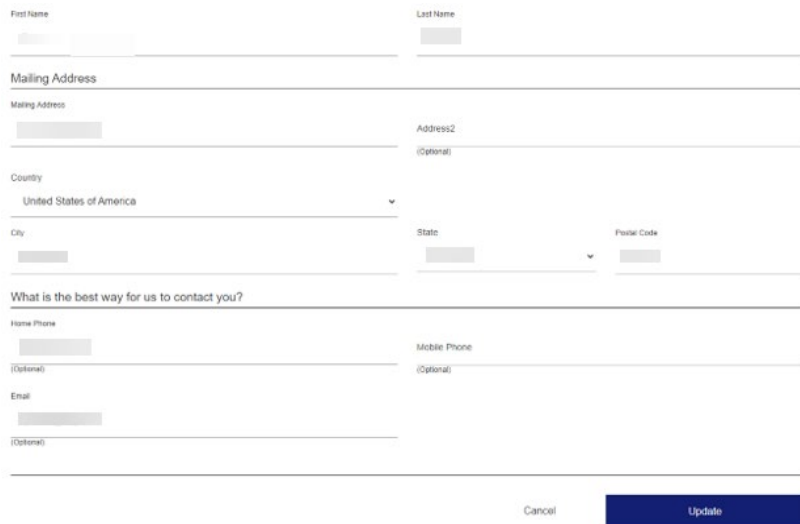
- A confirmation will appear when the card is successfully activated.
- Click Close to end or Continue to register your card.



Close Continue

### 3. Card Registration (Optional but recommended)

- Enter personal information and address. This information is utilized by US Bank Customer Service to verify an account if a recipient contacts them for assistance.
- Note: Most online merchants don't accept payments without a valid billing address.
- Click Update. Your card is now registered.



First Name Last Name

Mailing Address

Country: United States of America

City State Postal Code

Home Phone Mobile Phone

Email

Cancel Update

#### Disclosure

By providing us with a telephone number for a cellular phone or other wireless device, including a number that you later convert to a cellular number, you are expressly consenting to receiving communications—including but not limited to prerecorded or artificial voice message calls, text messages, and calls made by an automatic telephone dialing system—from us and our affiliates and agents at that number. This express consent applies to each such telephone number that you provide to us now or in the future and permits such calls for non-marketing purposes. Calls and messages may incur access fees from your cellular provider.

## US Bank Rewards Card – Recipient Activation and Registration

### 4. Features of the website.

- Check your available balance
- View pending and posted transactions
- Register card
- Edit profile information (if card is registered)
- Quick Links
- Help/FAQs

We thank you for your patience and appreciate your business.

Account - 4229 67XX XXXX 3264

Total Fees Year to Date:	\$0.00 ⓘ	<b>\$15.00</b> Available Balance
Total Fees Prior Month:	\$0.00 ⓘ	

Select Month/Year  
July 2024 ▾

**Pending ⓘ**

---

It looks like there are no transactions for the month selected.

**Posted ⓘ**

Date ▾	Description	Amount
▶ 07/30/24	Rewards - Credit Funds Transfer to cardholder by ATTMID Range 02:53 PM	\$15.00

### Quick Links

- Lost/Stolen
- Document Upload
- Register/Update Card
- Card Activity
- Contact Us
- Help/FAQs

[Contact Us](#) [Privacy Policy](#) [Lost or Stolen](#) [Cardholder Agreement](#)